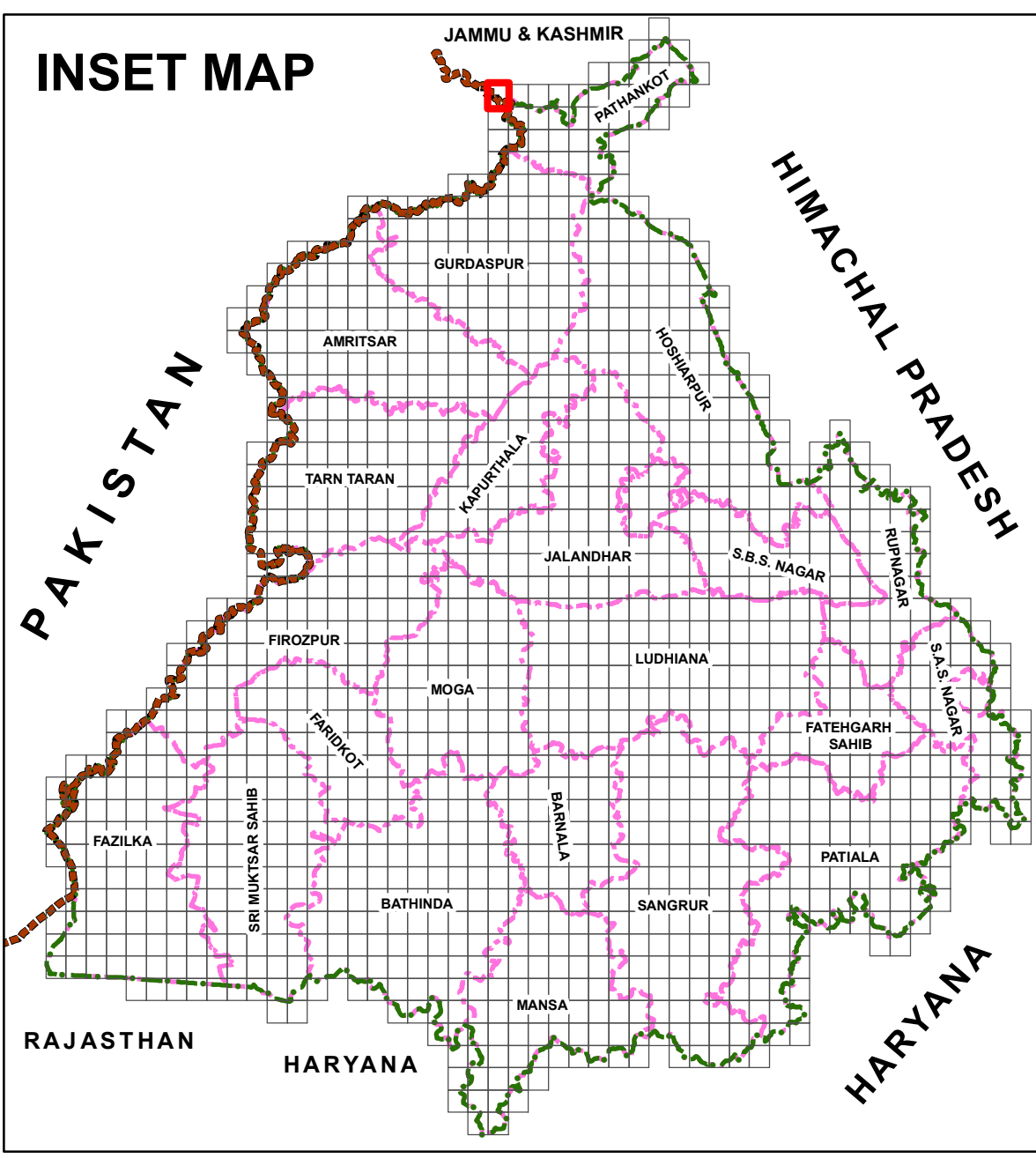




MAP NO : 1363



LEGEND

INTERNATIONAL BOUNDARY	DISTRICT ROAD
STATE BOUNDARY	VILLAGE ROAD
DISTRICT BOUNDARY	MAIN CANAL
BLOCK BOUNDARY	BRANCH CANAL
VILLAGE BOUNDARY	DISTRIBUTARY CANAL
RAILWAY LINE	MAJOR RIVER
NATIONAL HIGHWAY	CITY / TOWN / VILLAGE
STATE HIGHWAY	



Prepared By:
PUNJAB REMOTE SENSING CENTRE, LUDHIANA - 141004
 Tel: 0161-2303484, Fax: 0161-2303483, Email:- contact@prsc.gov.in



For:
Department of Agriculture, Punjab
Kheti Bhawan, Phase-6
S.A.S. Nagar Mohali.
 Te: 0172-2970602-12
 email: directoragriculturepunjab@gmail.com

